



ROPE

DSK-VO 91.02.08

FOR CHILDREN'S HOME PLAYGROUND SET series name: SPIDER-WALL

Operating Manual

MANUFACTURER: ZAO "Zavod igrovogo sportivnogo oborudovaniya"
Montazhnyi proezd, 6, Cheboksary, Chuvashskaya Republic, Russian Federation 428037

IMPORTER: "KIDS AND FITNESS INC.", 140 RIDGEWOOD AVE. SUIT 415, PARAMUS, NEW JERSEY 07652, +1(201)477.05.02, INFO@FITNESS-KIDS.COM

=====

WARNING!

Please follow all these Safety, Assembly and Maintenance Instructions. Failure to do so could result in serious or fatal injury. If you have any questions about the safe use of your purchase, contact

"Kids and Fitness Inc." at
+1(201)477.05.02

NOTICE

Not for public use - for residential use only. Intended for use by not more than 1 child.

NOTE TO INSTALLER

You must assemble this product in accordance with the assembly instructions in this Operating Manual. After assembly is complete, please give this Operating Manual, as well as any tools provided, to the owner of the product. Please remind the owner to review the Safety and Maintenance Instructions.

Thank you

for purchasing Rope for Children's home
playground set series name "SPIDER-WALL"
(hereinafter referred as Rope)
from "Kids and Fitness Inc."

PLEASE...

Keep a copy of this Operating Manual and your order with your important documents during all the time of using the ROPE. They should not be discarded as they all contain important information.

You will need to refer to these items if you contact "Kids and Fitness Inc." about your ROPE.

Should you transfer your "Kids and Fitness Inc." products to another person, please be sure the new owner receives all these documents.

Table of content:

1. Safety Instructions	-2	5. Operation instruction	-6
2. Introduction	-4	6. Transportation and storing	-7
3. Assembly Instruction	-5	7. Utilization	-7
4. Maintenance instruction	-6	8. Warranty	-7

SAFETY INSTRUCTIONS



Please thoroughly read this Operating Manual (hereinafter referred as "OM") to become familiar with the assembly, order, safe use, maintenance, transportation and storage of the ROPE. Observing the following statements and warnings reduces the likelihood of serious or fatal injury.

Assembling, disassembling and installation of the ROPE must be done after careful studying the OM and in strict succession to the instructions, given in OM.

The ROPE is designed for the children of age group **6-14 years old**.



In order to avoid serious or fatal injury IT IS PROHIBITED:

- attendance and participation of children in assembling, disassembling and installation of the ROPE;
- to adjust ROPE by the children;
- to use ROPE by the children without adult supervision;

WARNING
CHILDREN SHOULD USE THE ROPE UNDER ADULT SUPERVISION

- to use ROPE by the children without using appropriate shock-absorbing protective surfacing materials (for your reference see extract from the section 4 of the Consumer Products Safety Commission's "Outdoor home playground safety handbook" in Appendix 1.);

WARNING
USING THE ROPE WITHOUT APPROPRIATE SHOCK-ABSORBING PROTECTIVE SURFACING MATERIALS MAY RESULT IN SERIOUS INJURY OR DEATH FROM FALLS

- to use ROPE by more than 1 child (weight less than 220 lbs) simultaneously.

Safety of the ROPE if verified by:

- **TÜV NORD – European Union inspection and testing organizations** (www.tuv-nord.com), Certificate No. 44 321 07 343073 from 9th of March 2007.
- **State Standard of Russian Federation**, Certificate No. "ROSS RU.AE83. B24173 from 20th of October 2009";


TEACH YOUR CHILD SAFE PLAY:

- ☞ Not to walk close to, in front of, behind, or between moving items.

- ☞ Not to twist the swing ropes, or swing empty swing ropes, or loop them over the top support bar, since this may reduce the strength of the rope.
- ☞ Not to swing sideways into the path of adjacent swings.
- ☞ Not to use the equipment in a manner other than that for which it is intended.
- ☞ Not to get off the equipment while it is in motion.
- ☞ Not to climb or swing with wet hands or when the equipment is wet (for ex. after moist cleaning).
- ☞ Not to stand in the rings.
- ☞ Not to use hammers, saws, nails, or wrenches on the equipment.
- ☞ Not to climb on top of the swing support.
- ☞ Not to attach to the playground equipment any item that is not specifically designed for use with the equipment, such as (but not limited to) jump ropes, clotheslines, pet leashes, cables, and chains. These may become strangulation hazards.
- ☞ To watch for other children while swinging or playing near the equipment.

IN ADDITION, ADULTS MUST:

- ☞ Limit climbing and swinging heights to each child's ability.
- ☞ Dress children appropriately for play. Use wellfitting shoes that do not have slippery soles. Avoid ponchos, scarves, hoods, loose-fitting clothing, neckties, and any clothing with a drawstring. Serious injury could result should any part of the children's clothing become entangled in the equipment.
- ☞ Verify that suspended climbing ropes are secured and cannot be looped back on itself.
- ☞ Remember that children are inventive. When they develop games that are unsafe, be alert and change the rules.

 WARNING
STRANGULATION HAZARD! Children have died when drawstrings on their clothing caught on slides or other playground equipment. Remove ponchos, scarves, hoods, loose-fitting clothing, neckties, and any clothing with a drawstring before children play on the PLAYGROUND SET

INTRODUCTION

1. DESTINATION OF THE ROPE

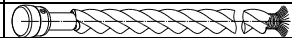




1.1. The ROPE is designed for play exercises inside households. It is not intended for use in places of public assembly such as schools, parks, condominiums, churches and temples, and child care centers
 1.2. The ROPE is intended to be installed to the Children's home playground set series name "SPIDER-WALL", all modifications (hereinafter referred as PLAYGROUND SET) from "Kids and Fitness Inc."


2. SPECIFICATIONS

Parameters	Value
Minimum children age, year	6 years old
Rope length, feet	7.55
Maximum load, lb	230
Net weight, maximum, lb.	6
Service life (minimum).	5

3. BASE CONFIGURATION

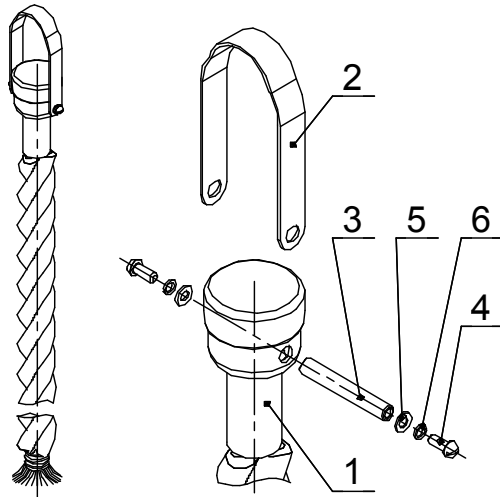
Base configuration of the ROPE reflected in the Tables 2.

№ pos.	Name	Pic.	Quantity, pcs.	Packing No.
1	Rope		1	
2	Coil DSK 2.051.00		1	1
3	Axle DSK 03.030.00		1	1
4	Bolt M5-7gx 12.56		2	1
5	Washer 5.01.016		2	1

6	Washer 5.65Г		2	1
Operating Manual				
	Operating Manual		1	

4. ASSEMBLING

4.1 Unpack rope. Check the completeness according to Passport data. Assemble in accordance with the Picture 1 below.



MAINTANANCE INSTRUCTION

5. Check and control of metal constructions of the ROPE:

Before using the ROPE it's always necessary to check:

- Integrity of the construction, presence of all elements of the ROPE; fastening reliability— all knots should be tighten, ropes without damage, fastening element reliably tightened.

6. Adjustments.

- 6.1. When fastening joints get loose you must tighten them using standard tools.
- 6.2 All wrecked components must be changed for analogues new ones, produced by the Manufacturer of the ROPE.
- 6.3. Self-producing of any components of the ROPE is prohibited. Changing wrecked components of ROPE for self-produced components is prohibited.

It is prohibited to use the ROPE if one of the defects above is determined until the complete elimination of the defect.

OPERATION INSTRUCTION

7. Safety precautions.

- 7.1. Total load applied to the ROPE during normal use should not exceed 220 lbs.
- 7.2. To reduce the likelihood of serious injuries it is essential to install shock-absorbing protective surfacing under and around your ROPE during the time of using it. The size of such shock-absorbing protective surfacing should be not less than (3.3 x 3.3 x 0,3) ft. The use area should be free of other equipment and obstacles onto which a child may fall.

8.1 Operation instructions.

8.1.1 **WARNING! Children should use the ROPE under adult supervision.**

8.1.2 Only one child at a time should use this ROPE.



Failure to follow safety precautions and operation instructions could result in serious or fatal injury!!

TRANSPORATION AND STORING

- 9.1 ROPE is transported in manufacturer's packaging via any transport providing it's safety.
- 9.2 Before installation to the permanent place the ROPE should be kept in the manufacture's package in closed dry place with natural air ventilation.

UTILIZATION

- 10.1 Before sending the ROPE to utilization it's necessary to:
 - Dissemble the ROPE in the order inverted to the assembly order;
 - Sort details on the type of materials they manufactured of.
- 10.2 There are no dangerous or hazardous for health and life substances in the components of ROPE.
- 10.3 Utilization should be conducted in accordance with appropriate rule and regulations of your region/state.

WARRANTY

- 11.1 Manufacturer guarantees that the ROPE is in compliance with the technical conditions requirements of TU 9610-002-49248007-2001 (Russian Federation standard), GOST 25779 (Russian Federation standard), DIN EN 71-1:2006, DIN EN 71-3:2002, DIN EN 71-8:2006 when rules of transportation, storing, installation and operation are observed.
- 11.2 Warranty period of the ROPE is 12 (twelve) months since the date of purchase.
- 11.3 The warranty does not cover the ROPE if:
 - It was damaged during transportation by the customer;
 - rules of transportation, storing, installation and operation, stated in this OM, were not observed.

CERTIFICATE OF MANUFACTURER'S QUALITY CONTROL

ROPE for the Children's home playground set series "SPIDER-WALL" is packed in accordance with requirements of TU 9610-002-49248007-2001.

Packager

Personal stamp

CERTIFICATE OF WORK ACCEPTANCE

ROPE for the Children's home playground set series "SPIDER-WALL" design
DSK-BO 91.02.08

Comply with technical conditions requirements TU 9610-002-49248007-2001(Russian Federation standard), GOST 25779 (Russian Federation standard), DIN EN 71-1:2006, DIN EN 71-3:2002, DIN EN 71-8:2006 and recognized as serviceable.

Manufacturing date «__»_____2012.

Controller from **Quality control**

Stamp **Quality control**